

Ercole concrete





*Strong and statuesque, you cope with bad weather like a mythological hero.  
You are made of concrete that surrounds a primeval fire.  
You know how to be elegant and informal,  
your materials age and are transformed with the passing of time,  
giving you a authentic flavour that only grows.*

Ercole is an outdoor wood-burning fire pit.  
It is born by the union of two raw materials – the steel as a structural element and the concrete which decorates and enhances its design.  
Not a simple hearth, but a decorative outdoor furnishing.  
Many people can gather around Ercole, creating a convivial focal point outdoors that only the light and the warmth of fire can give.

## SIZES

Ø1200 H360 mm  
Ø1500 H420 mm  
Ø2000 H420 mm  
Ø2500 H420 mm

## MATERIALS

Structure: Natural Corten steel.  
Top: Concrete.

## FINISHING

Basic, White, Petrolio, Raw basic, Raw white, Brown, Black lava.

## ACCESSORIES

Steel closure top for the combustion chamber: included.  
Stainless-steel barbecue grill kit, fire screen, and storage cover: optional.

## FUEL

Wood.  
Upon request, the fire pit can be geared for LPG, natural gas or bioethanol.

- The product is supplied ready-to-assemble.

## MATERIALS


### ▪ Corten steel




Corten 32  
Natural state



Corten  
First oxidation



Corten  
Developing patina



Corten 32A  
Stabilized patina

Corten steel is supplied in its natural state, typically blue-black in appearance (32). At this stage, the surface has not yet developed its characteristic protective patina, which forms gradually under natural weather conditions.

The oxidation process depends on exposure to atmospheric agents, and as the steel undergoes its natural cycle of maturation, it acquires its signature deep brown hue (32A). In the early stages, the steel may release oxide residues that can stain adjacent surfaces; this is a normal, intrinsic aspect of the material's weathering process.

### ▪ Honed concrete



Basic 35



White 36



Petrolio 38

A smooth finish reveals the pure essence of concrete — a solid, polished surface defined by its uniform appearance and refined tactile appeal.

The cement employed is a lightened compound with dye in the cement paste, which has been formulated to ensure mechanical resistance, colour stability, and a lighter weight.

The surface is treated with special coatings which preserve aesthetics and performance without altering its natural colour hue.


### ▪ Textured concrete



Raw basic 45



Raw white 46



Brown 37



Black lava 48

A refined texture evokes the natural roughness of limestone, with concrete revealing the same depth and authenticity as natural stone.

The surface is crafted using artisanal techniques that define its character and highlight its controlled irregularities, making each piece unique in form and chromatic balance.

The special finish is achieved through the application of specific oxides, deposited via a controlled nebulised coating, where the oxidising agent acts exclusively on the outer layer.

Our products may display superficial irregularities or chromatic variations.

These are intentional results of our choice to use materials and finishes that embrace natural ageing, making each piece truly unique.

Concrete elements may develop fine cracks or slight surface variations—intrinsic qualities of the material that emerge through natural settling and environmental changes.

In some cases, a surface salt deposit typical of colored cements may also appear—a slight whitish surface film caused by the migration of salts.

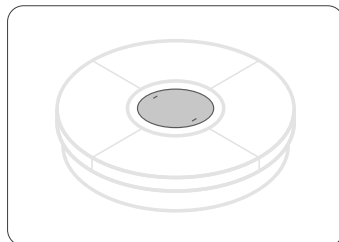
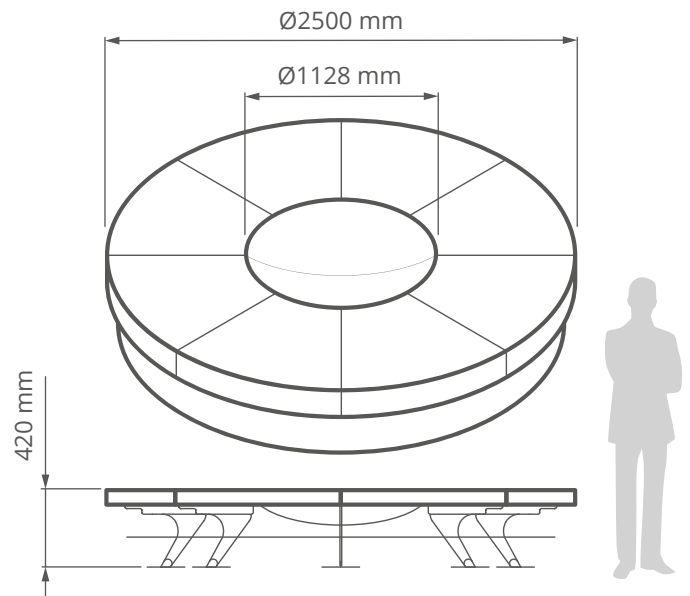
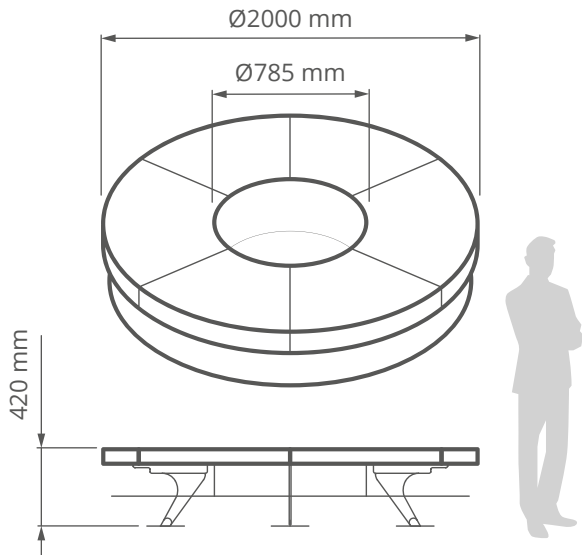
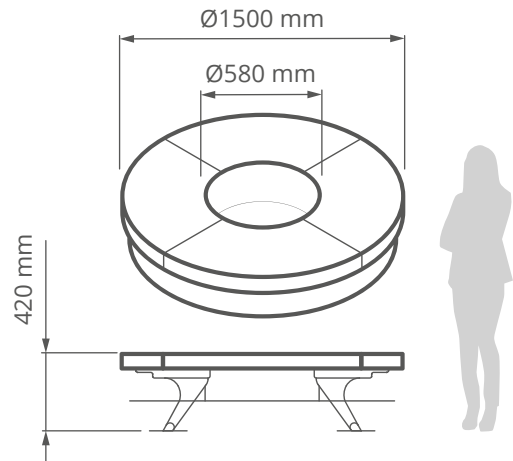
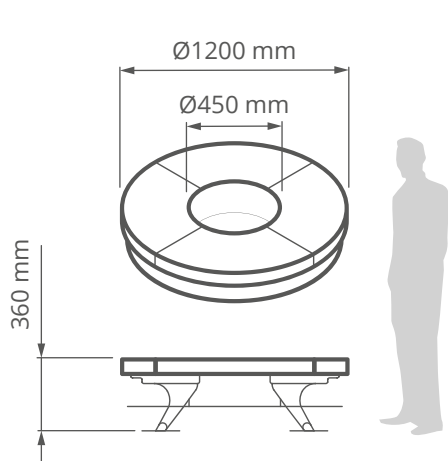
This occurrence does not affect the product's performance and tends to diminish progressively over time.

Over time, cyclical exposure to atmospheric agents such as rain, sun, wind, and local climate conditions may alter the product's appearance.

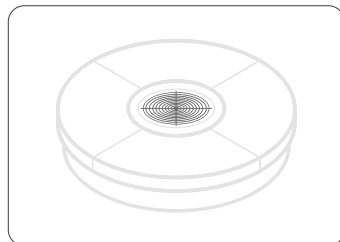
This evolution is not a defect, but a distinctive characteristic of the materials used.

Care and Maintenance

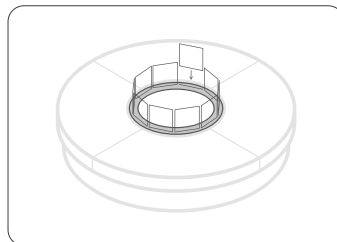
- Keep the fire pit clean.
- Use a soft cloth and lukewarm water to clean the surface.
- Avoid abrasive cleaners, solvents, or degreasers.



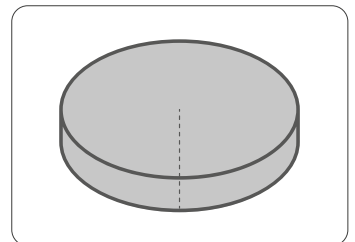
Steel closure top



Stainless-steel barbecue grill kit



Available fire screen  
■ Glass  
■ Steel



Storage cover

The images and drawings are for illustrative purposes only and the actual products may differ in size and color.

The drawings are the exclusive property of AK-47 s.r.l. and all rights are reserved. Any unauthorized reproduction and / or disclosure will be prosecuted by law ©